

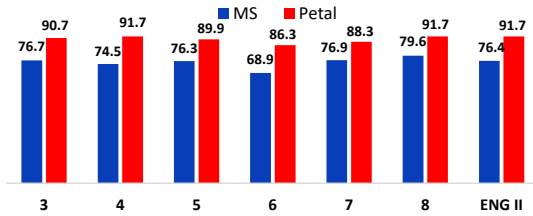
PETAL SCHOOL DISTRICT

2018-2019 Accountability Dashboard

INDICATOR I: STUDENT LEARNING

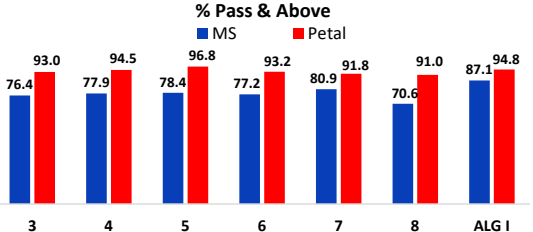
#1 District on the State ELA Assessments

2019 MAAP Eng Lang Arts

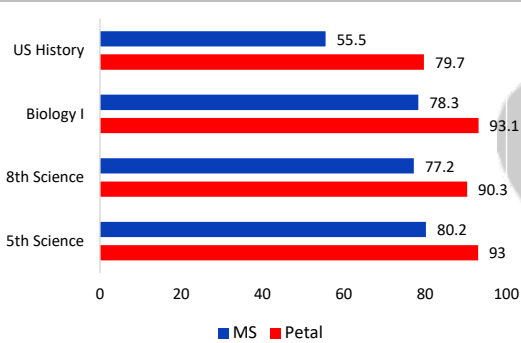


#1 District on the State Math Assessments

2019 MAAP Math

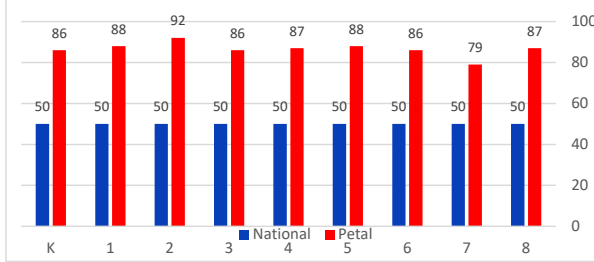


% PASS & ABOVE ON OTHER STATE ASSESSMENTS

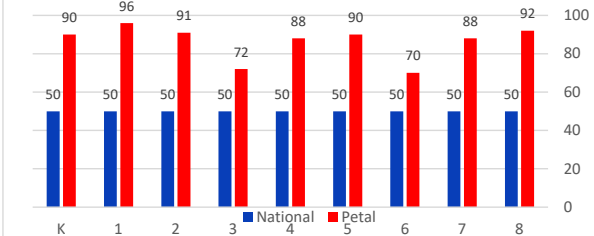


NWEA NATIONAL ASSESSMENTS

2019 NWEA Reading Percentile



2019 NWEA Math Percentile



Pre-K KRA

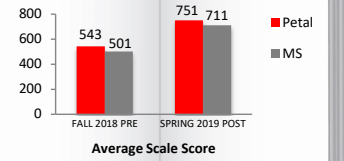
Petal Early Learning Collaborative Post Test Spring 2019

Below 498	36.4%
At or Above 498	63.6%

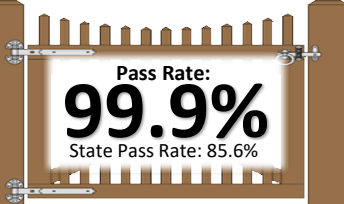
Average Daily Attendance

MO	%ADA
Aug/Sep	96.3%
Oct	95.5%
Nov	95.2%
Dec	95.5%
Jan	94.8%
Feb	93.0%
Mar	94.9%
Apr	94.8%
May	94.1%
Avg.	94.9%

MKAS2: KINDERGARTEN

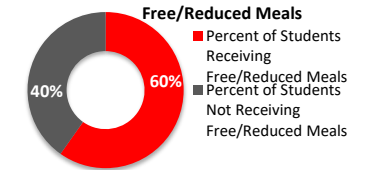


MKAS2: THIRD GRADE



Promotion/Retention Rate

Grade	% Pro	# Ret	% Ret
K	88.6%	38	11.4%
1	90.1%	33	9.9%
2	93.4%	19	6.6%
3	99.3%	2	0.7%
4	99.1%	3	0.9%
5	99.7%	1	0.3%
6	100.0%	0	0.0%
7	99.6%	1	0.4%
8	97.6%	7	2.4%
PSD	96.4%	104	3.6%



MASTERY PREP PRACTICE ACT

9th Grade Mastery Prep					
	English	Math	Reading	Science	Composite
Fall 2018	13.5	17.7	17.7	17.2	16.7
Spring 2019	15.4	18	18.8	17	17.4
10th Grade Mastery Prep					
	English	Math	Reading	Science	Composite
Fall 2018	16.5	18.4	19.2	18.6	18.3
Spring 2019	17.3	18.5	20.6	18.3	18.8
11th Grade Mastery Prep					
	English	Math	Reading	Science	Composite
Fall 2018	18	19.5	19.4	19.1	19.1
11th Grade State ACT Results					
	English	Math	Reading	Science	Composite
Spring 2019	19.2	19.4	20.2	19.9	19.8

PSAT

8th Grade PSAT (98 students)		
	EB Read/Writing	Math
Total	485	508
Average Scale Score	485	508
PSAT Readiness Benchmark Score		
	EB Read/Writing	Math
Total	390	430

#1 SCHOOL DISTRICT IN MISSISSIPPI
Mississippi Accountability Rating 2018-2019

BETTER Together

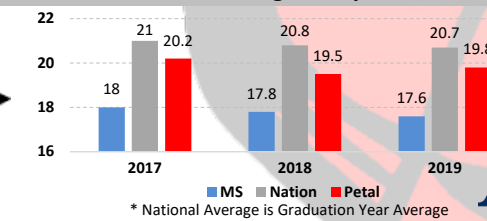
ALL SCHOOLS RATED "A"

INDICATOR II: COLLEGE AND CAREER READINESS

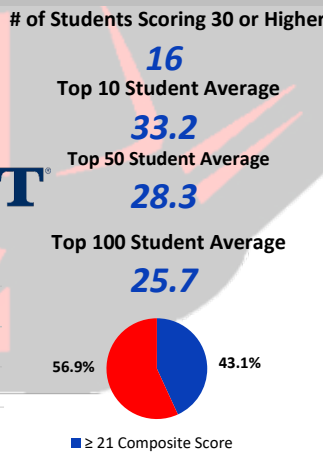
GRADUATION AND SCHOLARSHIPS

\$8 Million in Scholarships

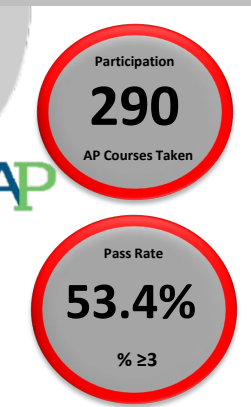
Junior ACT Average Composite Score



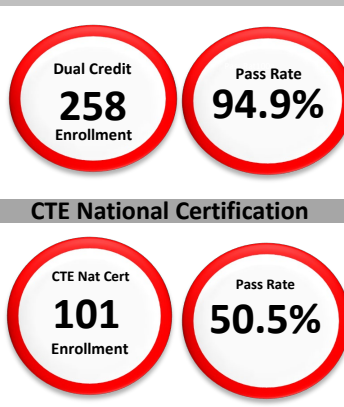
Junior ACT Score Breakdown



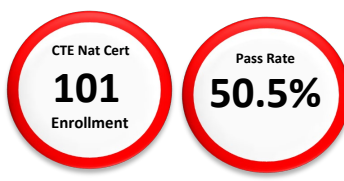
Advanced Placement



Dual Credit

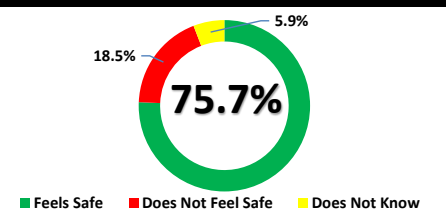


CTE National Certification

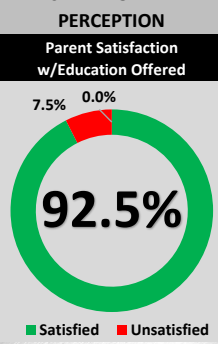


INDICATOR III: HOPE AND WELL-BEING

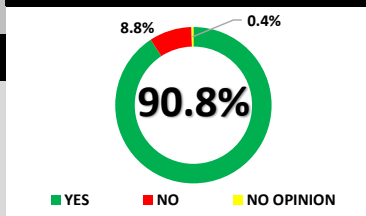
STUDENT HOPE AND WELL BEING



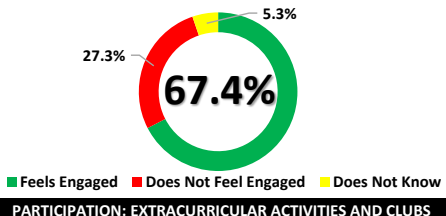
STAKEHOLDER PERCEPTION



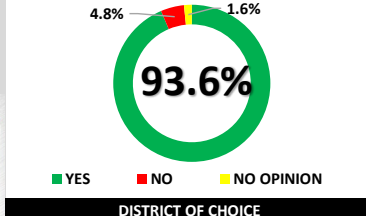
DECISIONS ARE WHAT'S BEST FOR CHILDREN



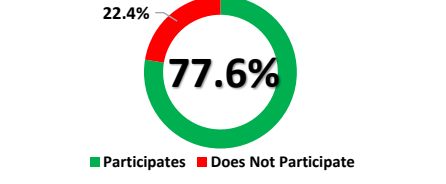
STUDENT ENGAGEMENT



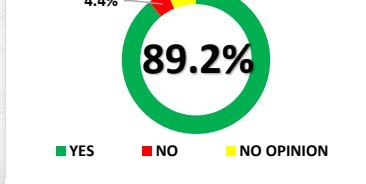
AGREE WITH THE DIRECTION OF THE DISTRICT



PARTICIPATION: EXTRACURRICULAR ACTIVITIES AND CLUBS



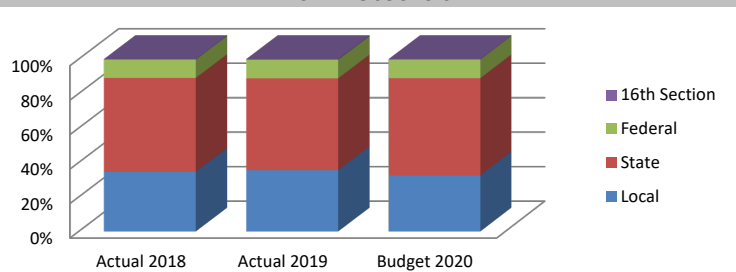
DISTRICT OF CHOICE



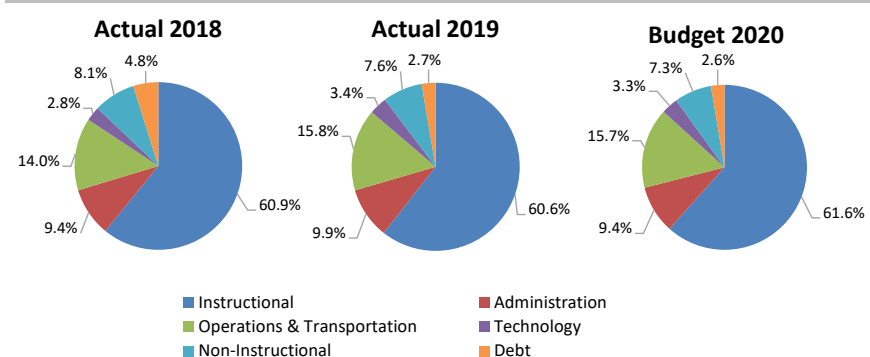
PETAL #1 SCHOOL DISTRICT IN MS

INDICATOR IV: FINANCIALS

FUNDING SOURCES



PER PUPIL EXPENDITURES



INDICATOR V: TEACHER QUALITY

Petal School District Certified Staff

Certification	Degree	Number	Percentage
A	Bachelor	117	37.0%
AA	Masters	185	58.5%
AAA	Specialist	9	2.8%
AAAA	Doctorate	5	1.6%

NATIONAL BOARD for Professional Teaching Standards

49 Teachers

Teacher Attendance 95.2%

BETTER Together

2019 Mississippi Accountability Rating

PPS-462 PES-469 PUES-506 PMS-486 PHS-757.1 PSD-747.7

PETAL SCHOOL DISTRICT

HOPE - OWN VALUES - GLOBAL VISION