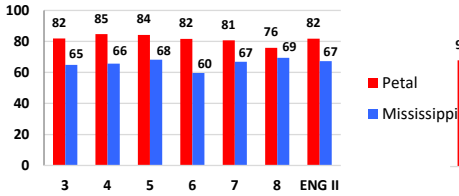


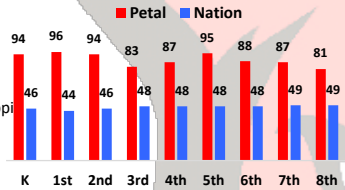
# PETAL SCHOOL DISTRICT 2015-16 Accountability Dashboard

## INDICATOR I: STUDENT LEARNING

ELA MAP Spring 2016 %Pass (PL3) or Above

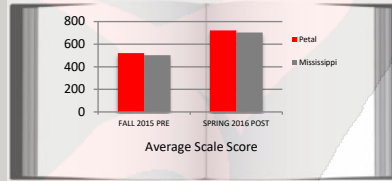


NWEA Reading Spring 2016



Pre-K MKAS 2	
Below 498	28%
At or Above 498	72%

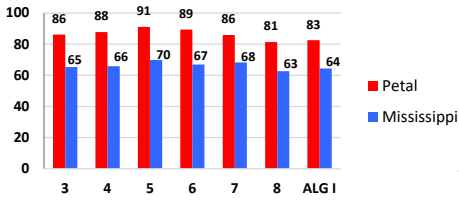
MKAS2: KINDERGARTEN



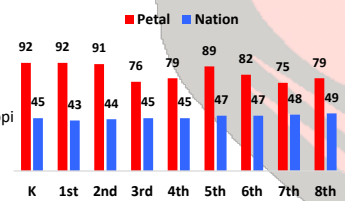
MKAS2: THIRD GRADE



Math MAP Spring 2016 %Pass (PL3) or Above

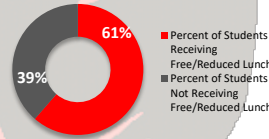


NWEA Math Spring 2016



MO	%ADA
Month 2	96.01%
Month 3	95.21%
Month 4	95.16%
Month 5	95.71%
Month 6	94.76%
Month 7	94.63%
Month 8	95.22%
Month 9	93.43%
Avg.	95.16%

Free/Reduced Lunch



Promotion/Retention Rate

Grade	Pass Rate	Count	Rate
K	89%	36	11%
1	91%	33	9%
2	93%	25	7%
3	96%	11	4%
4	99%	3	1%
5	99.60%	1	0.00%
6	99.60%	1	0.00%
7	98%	6	2%
8	99%	3	1%
PSD	96%	119	4%

ACT ASPIRE 8TH				
SCALE SCORE				
	ENG	MTH	RDG	SC
DISTRICT	427	420	422	422

Readiness Benchmarks: ENG 422, RDG 424, MTH 425, SCI 427

ACT MASTERY PREP 9TH					
SCORE					
	ENG	MTH	RDG	SC	COMPOSITE
FALL 2015	13	16.1	14.8	15.8	15.1
SPRING 2016	15	17.2	16.2	16.1	16.2

Number of National Board Certified



Petal School District Certified Staff		
A	118	33.50%
AA	221	62.80%
AAA	7	1.90%
AAAA	6	1.70%

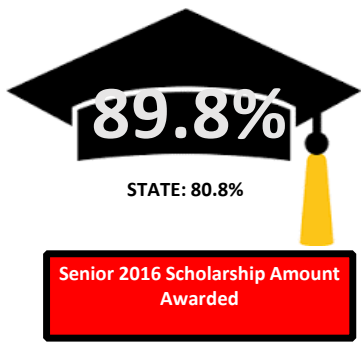
ACT MASTERY PREP 10TH					
SCORE					
	ENG	MTH	RDG	SC	COMPOSITE
FALL 2015	16.3	17.6	16.7	17.7	17.2
SPRING 2016	17.3	18.2	18.2	17.4	17.9

ACT MASTERY PREP 11TH					
SCORE					
	ENG	MTH	RDG	SC	COMPOSITE
FALL 2015	17.5	19.1	18.2	18.5	18.5
SPRING ACT 2016	19.3	20.1	20	20	20

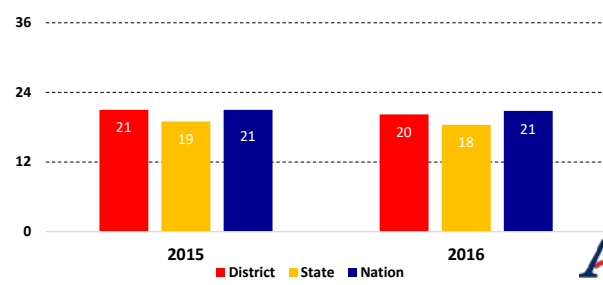


## INDICATOR I(cont.): COLLEGE AND CAREER READINESS

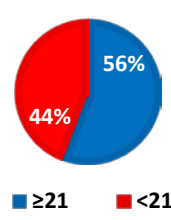
4-YEAR COHORT GRADUATION RATE




AVERAGE COMPOSITE ACT SCORE (out of 36)



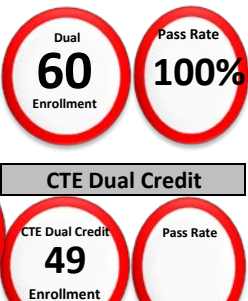
% of Students Scoring ≥21 on the ACT



Advanced Placement

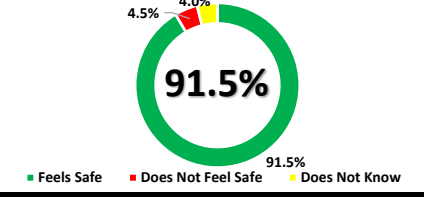


Dual Credit

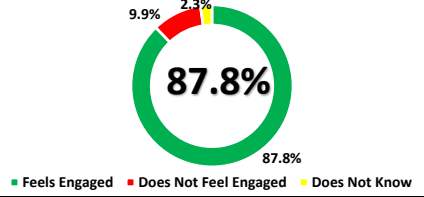


## INDICATOR II: STUDENT ENGAGEMENT

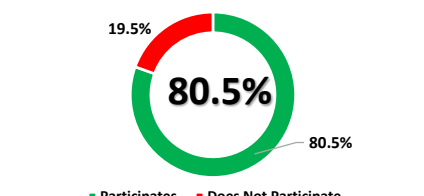
STUDENT HOPE AND WELL BEING




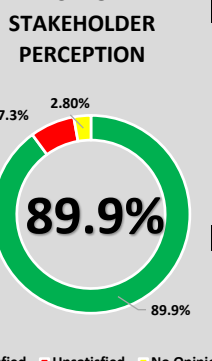
STUDENT ENGAGEMENT



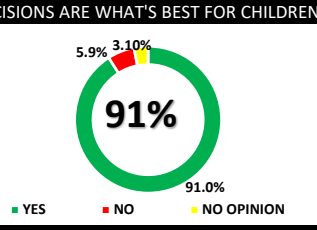
PARTICIPATION: EXTRACURRICULAR ACTIVITIES AND CLUBS



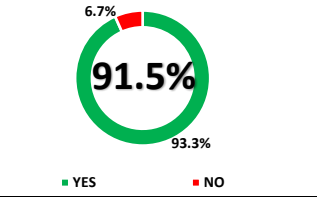
## INDICATOR III: STAKEHOLDER PERCEPTION



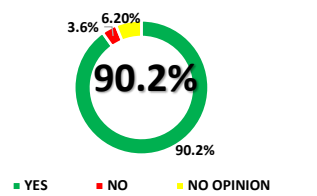
## INDICATOR IV: BUILDING/DISTRICT DECISIONS ARE WHAT'S BEST FOR CHILDREN



## AGREE WITH THE DIRECTION OF THE DISTRICT

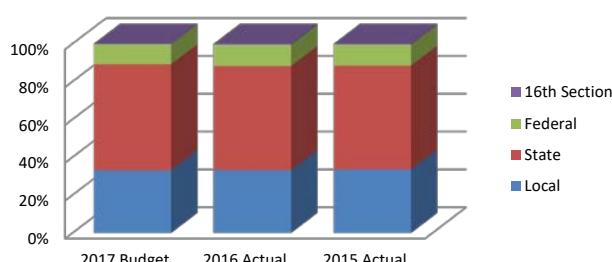


## DISTRICT OF CHOICE



## INDICATOR V: FINANCIALS

FUNDING SOURCES



PER PUPIL EXPENDITURES

